

**REGIONAL
ANIMAL SERVICES
DIRECTOR'S
REPORT**

August 7, 2023





WASHOE COUNTY

FAST FACTS

ESTABLISHED IN **1861**

CURRENT POPULATION **501,635**

TOTAL FULL-TIME EMPLOYEES **3,117**


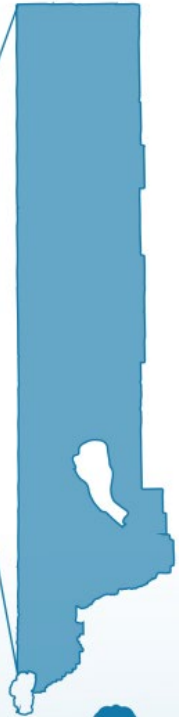
DEPARTMENTS **24**

6,542 SQUARE MILES



TOTAL BUDGET: ALL FUNDS

\$1.07B



VALUES



INTEGRITY

We are dedicated to uncompromising honesty in our dealings with the public and each other in conformance with our code of conduct.



EFFECTIVE COMMUNICATION

We believe in simple, accurate, and clear communication. We encourage the open exchange of ideas and information.



QUALITY PUBLIC SERVICE

The County exists to serve the public. We put the needs and expectations of citizens first and take pride in delivering services of the highest quality.

Government – Non-Profit Partnership

WCRAS

Field services, sheltering of lost animals, animal cruelty investigations, disaster response

- 43 FTE's
- 1 PTE
- \$5.7 M Budget

NHS

Founded in 1932, NHS focuses on programs that bring people and pets together, re-homing, adoption fostering and outreach programs through 2 locations (Reno and Carson City)

- 120 Employees
- \$8.5 M Budget



REGIONAL
ANIMAL SERVICES

Fiscal Year 2023 STATISTICS

LIVE ANIMAL RELEASE RATE

97%
DOGS



96%
CATS



PETS
RUNNING
LOOSE **9720**



19186

FIELD
CALLS
FOR
SERVICE



1897



NOISE
NUISANCE
COMPLAINTS

ANIMAL
WELFARE
CALLS



2288

NUMBER OF
ANIMALS RESCUED
THROUGH PARTNERSHIPS

6605



43% STRAY DOGS &
CATS RETURNED TO
275 CATS OWNER

3428 DOGS

RETURNED BECAUSE
OF A MICROCHIP



161



2248

ANIMAL
BITES



1179

RABIES
EDUCATION/
ENFORCEMENT



EMERGENCY RESPONSE



REGULATION ENFORCEMENT

NCP'S (CIVIL PENALTIES)

- At large
- Licensing
- Vaccination
- Unlawful tethering

CITATIONS

- Subsequent 3rd NCP, citation process is triggered
- Cruelty



SHELTERING

OUTREACH



1 IN 3 PETS WILL GET LOST IN THEIR LIFETIME!

WASHOE COUNTY
REGIONAL ANIMAL SERVICES

HELP GET YOUR PET BACK HOME WITH THESE TIPS!

IMPLANT A MICROCHIP 

Microchips are a permanent form of identification that are implanted under the skin of your pet. The chip carries a unique identification number that is registered with your contact information. Regional Animal Services provides FREE microchips to the pets of Washoe County residents!

LICENSE YOUR DOG

 775-322-3647
WASHOE COUNTY
DOG LICENSE
020087

Licenses establish ownership and are required by law if your dog is over 4 months and you live in a congested area.

TAG YOUR PETS 

Personalized ID tags can include your name, phone number or alternate contact information to help anyone that may find your pet to get in touch with you quickly.

 REGIONAL ANIMAL SERVICES

"Promoting responsible care of animals through education, proactive outreach and regulation, making Washoe County a safe community."

FIELD SERVICES

8 AM- 10 PM DAILY 775-322-3647

LOBBY

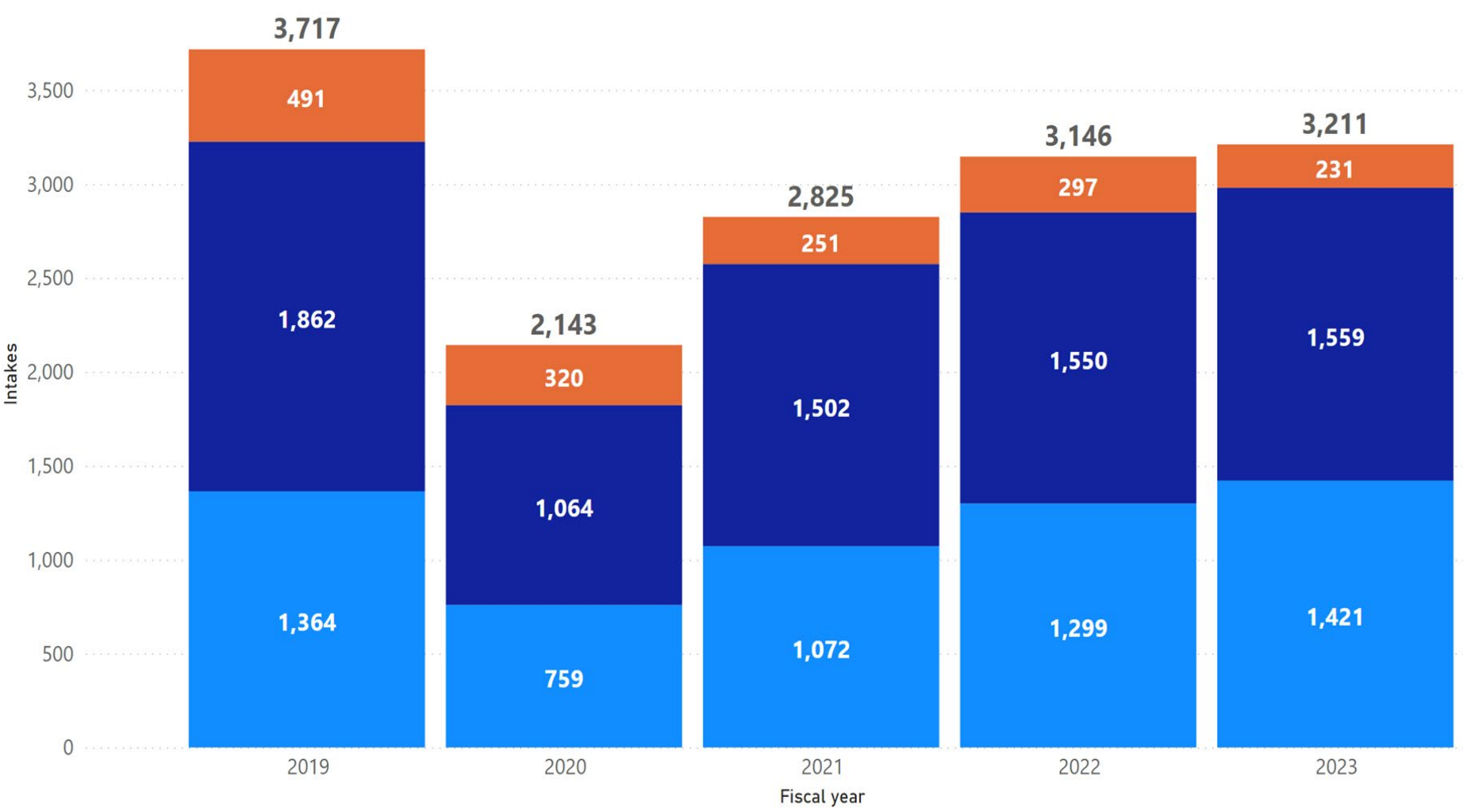
8 AM- 5 PM M-F, 9 AM- 3 PM SAT. 775-
353-8900

Washoeanimals.com

All Animals Impounded in Quarter 4

By Species - Fiscal Year

● CAT ● DOG ● OTHER



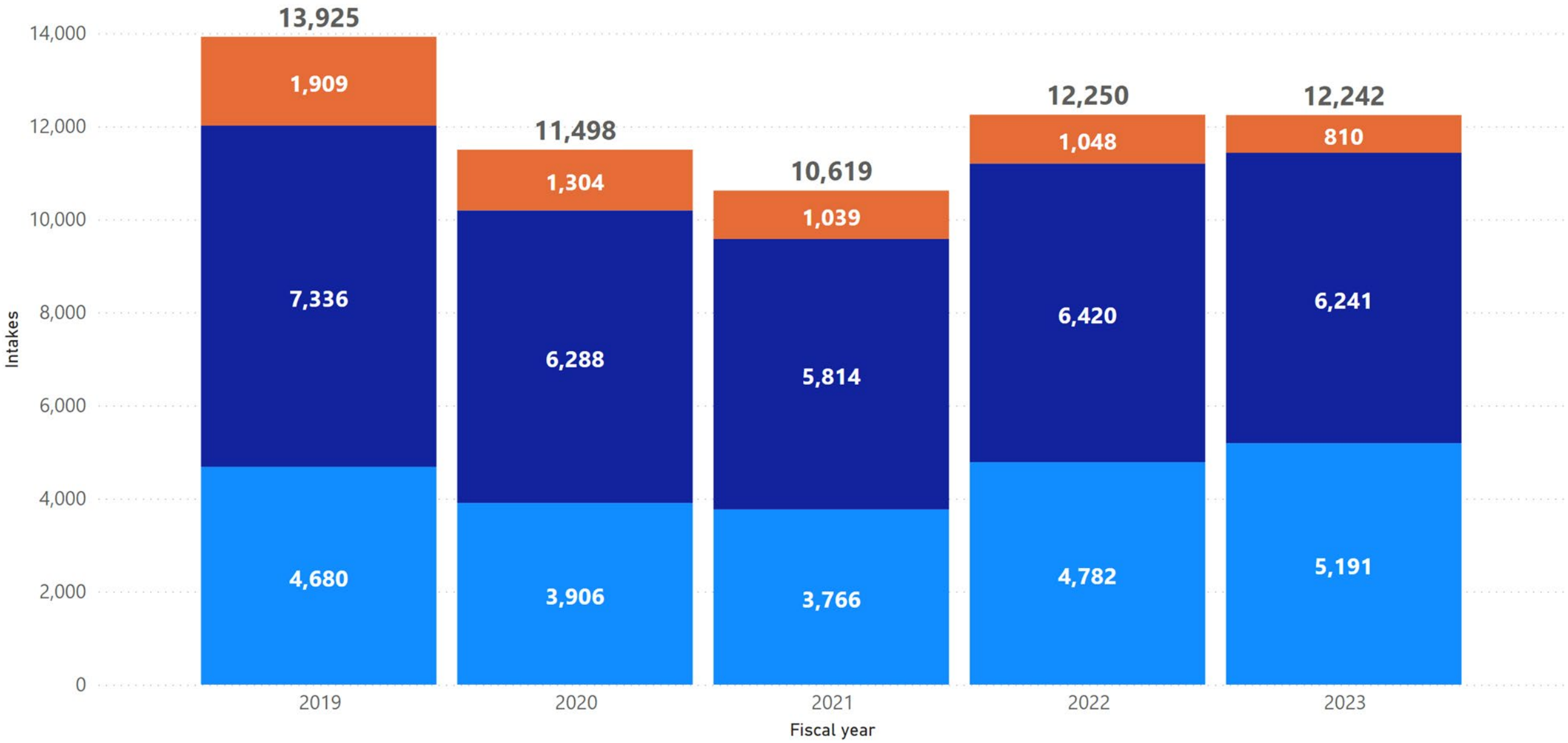
All Animals Impounded in Quarter 4
By intake type - Fiscal Year

	2019	2020	2021	2022	2023
STRAY	2,557	1,355	1,743	2,124	2,081
DISPOSAL	404	298	332	368	359
CONFISCATE	268	137	212	314	293
OTHER	177	117	333	207	347
QUARANTINE	107	115	133	118	109
WILDLIFE	204	121	72	15	22
Total	3,717	2,143	2,825	3,146	3,211

All Animals Impounded - 5 Year









By Species - Fiscal Year

● CAT ● DOG ● OTHER



All Animal Outcomes in Quarter 4

By Species - Fiscal Year

Fiscal year	2019		2020		2021		2022		2023	
	Total	YOY ±	Total	YOY ±	Total	YOY ±	Total	YOY ±	Total	YOY ±
DIED	25	-3.8%	13	-48.0%	16	23.1%	8	-50.0%	13	 62.5%
DISPOSAL	388	4.3%	294	-24.2%	323	9.9%	355	9.9%	359	1.1%
DOA RTO	16	 60.0%	9	-43.8%	16	 77.8%	13	-18.8%	3	 -76.9%
EUTHANIZED	223	0.9%	106	 -52.5%	98	-7.5%	87	-11.2%	99	13.8%
OTHER	44	-21.4%	29	-34.1%	14	 -51.7%	10	-28.6%	7	-30.0%
REUNITED	1,303	-3.1%	850	-34.8%	1,182	39.1%	1,052	-11.0%	1,009	-4.1%
TRANSFER	1,670	14.3%	792	 -52.6%	1,136	43.4%	1,564	37.7%	1,664	6.4%
VET EUTH	15	0.0%	15	0.0%	17	13.3%	28	 64.7%	23	-17.9%
Total	3,684	5.1%	2,108	-42.8%	2,802	32.9%	3,117	11.2%	3,177	1.9%

*Arrows indicate a change of ±50%



All Animal Outcomes - 5 Year

By Species - Fiscal Year

Fiscal year	2019		2020		2021		2022		2023	
	Total	YOY ±	Total	YOY ±	Total	YOY ±	Total	YOY ±	Total	YOY ±
DIED	76	-20.0%	66	-13.2%	43	-34.8%	38	-11.6%	51	34.2%
DISPOSAL	1,451	-8.3%	1,378	-5.0%	1,243	-9.8%	1,413	13.7%	1,206	-14.6%
DOA RTO	53	39.5%	45	-15.1%	70	↑ 55.6%	42	-40.0%	22	-47.6%
EUTHANIZED	808	5.9%	574	-29.0%	378	-34.1%	365	-3.4%	377	3.3%
OTHER	134	18.6%	81	-39.6%	39	↓ -51.9%	26	-33.3%	18	-30.8%
REUNITED	4,977	-6.3%	4,392	-11.8%	4,748	8.1%	4,713	-0.7%	3,753	-20.4%
TRANSFER	6,059	6.3%	4,782	-21.1%	3,910	-18.2%	5,383	37.7%	6,604	22.7%
VET EUTH	62	-4.6%	71	14.5%	79	11.3%	88	11.4%	94	6.8%
Total	13,620	-0.4%	11,389	-16.4%	10,510	-7.7%	12,068	14.8%	12,125	0.5%

*Arrows indicate a change of ±50%

Cats Made available for rescue (Not RTO'd)

Made available date - Fiscal Year

Fiscal year	Jul	Aug	Sep	Oct	Nov	Dec	Jan	Feb	Mar	Apr	May	Jun	Total
2019	369	392	333	381	322	234	194	131	201	300	346	426	3629
2020	327	320	482	366	306	162	162	109	134	64	151	320	2903
2021	257	238	201	255	222	165	91	130	134	163	250	320	2426
2022	338	318	272	254	281	260	176	177	197	258	350	390	3271
2023	441	480	530	407	359	230	184	194	267	333	445	331	4201

Cats Transferred to NHS

Since 2019 - By Month/Year

Fiscal year	Jul	Aug	Sep	Oct	Nov	Dec	Jan	Feb	Mar	Apr	May	Jun	Total
2019	346	372	324	363	276	229	186	134	234	275	349	420	3501
2020	340	320	462	350	300	153	153	104	132	71	141	293	2817
2021	250	214	200	245	221	164	84	124	122	156	244	316	2338
2022	313	320	263	242	274	256	160	161	186	284	340	372	3165
2023	429	489	486	291	395	230	187	179	279	329	375	297	3963

Dogs Made available for rescue (Not RTO'd)

Made available date - Fiscal Year

Fiscal year	Jul	Aug	Sep	Oct	Nov	Dec	Jan	Feb	Mar	Apr	May	Jun	Total
2019	234	228	188	252	205	218	213	150	200	197	185	199	2469
2020	207	184	156	193	216	193	192	155	167	64	84	105	1916
2021	129	142	124	117	151	107	109	79	107	148	118	125	1456
2022	159	181	159	143	220	136	183	167	176	168	123	217	2032
2023	206	231	255	177	177	164	223	208	223	169	214	194	2441

Dogs Transferred to NHS

Since 2019 - By Month/Year

Fiscal year	Jul	Aug	Sep	Oct	Nov	Dec	Jan	Feb	Mar	Apr	May	Jun	Total
2019	180	196	143	199	185	182	174	131	167	166	148	136	1988
2020	169	138	128	161	177	165	166	128	135	52	69	80	1551
2021	112	110	109	91	120	88	86	71	86	133	91	113	1203
2022	137	160	133	119	167	112	156	121	173	139	112	189	1699
2023	161	184	211	149	153	159	205	177	201	144	141	141	2008

Happy Tail Brooke

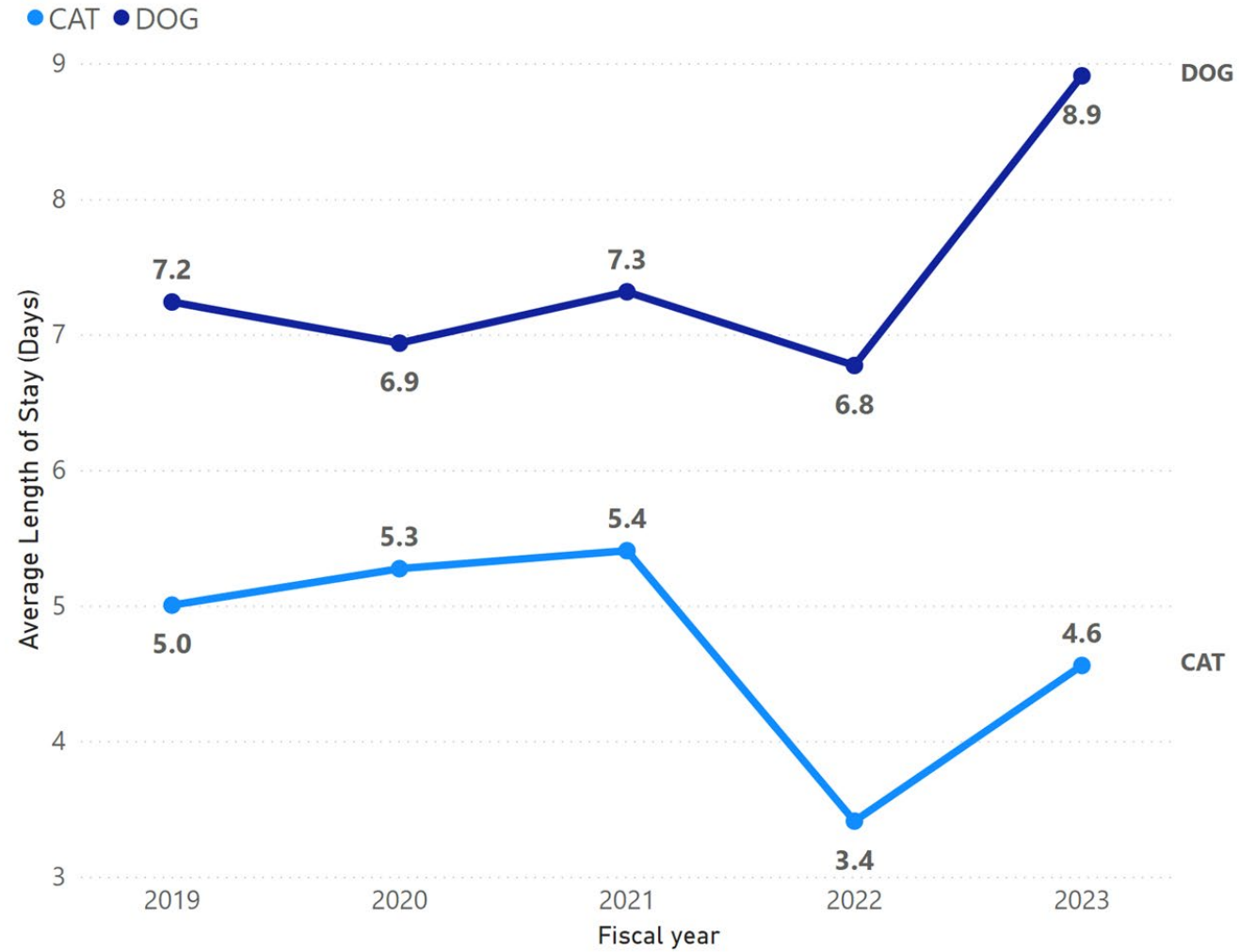


All Animals Transferred to Rescue in Quarter 4 By Rescue - Fiscal Year

Rescue Group	2019	2020	2021	2022	2023
NEVADA HS	1548	726	1083	1498	1449
OTHERS	38	23	39	35	116
PET NETWORK	1		4	2	25
RES-QUE	23	14	8	15	27
SPCA NN	15	2	1	12	36
Total	1625	765	1135	1562	1653

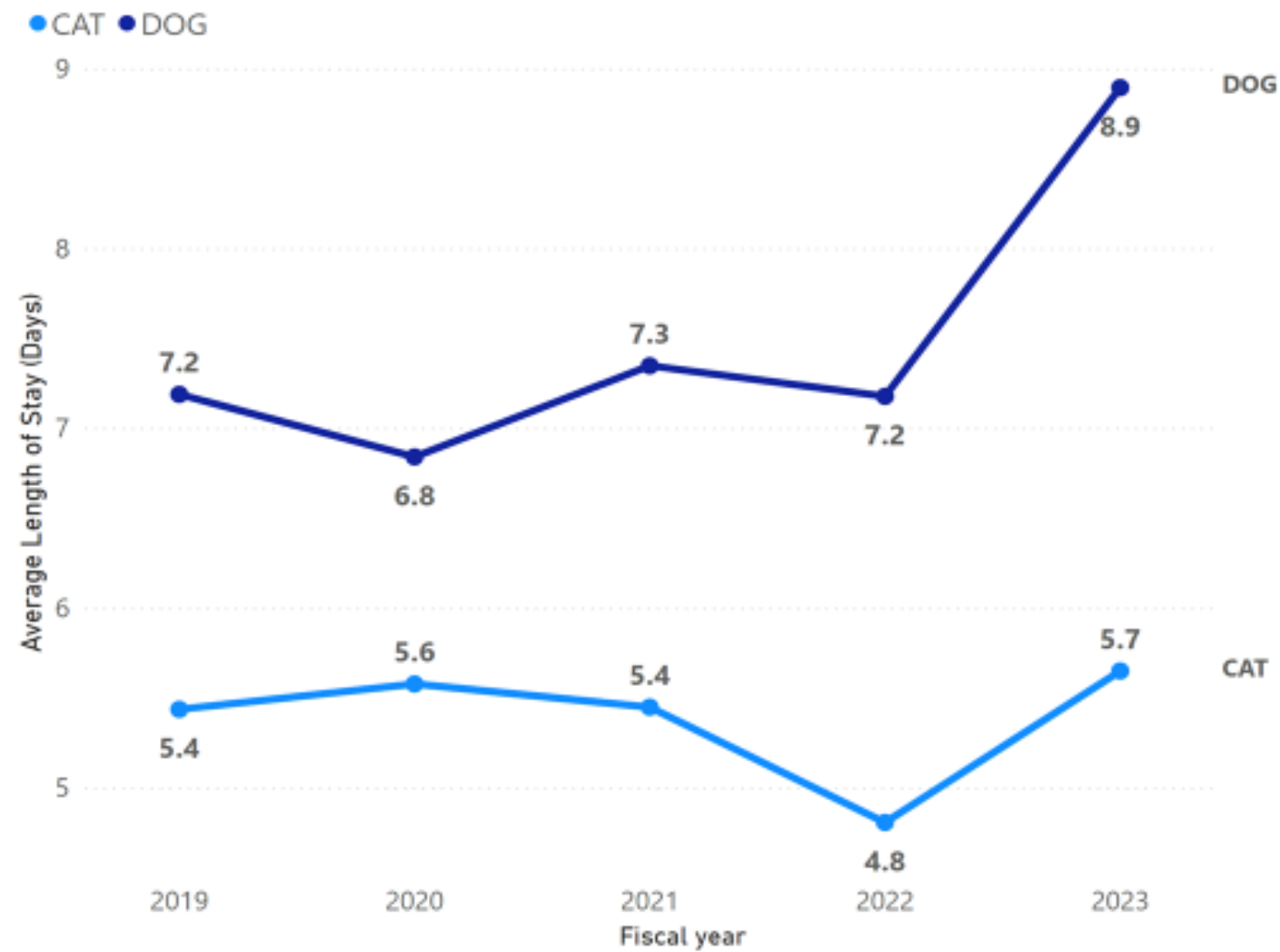
Length of Stay for Unclaimed Animals in Quarter 4

Pets Transferred - Fiscal Year

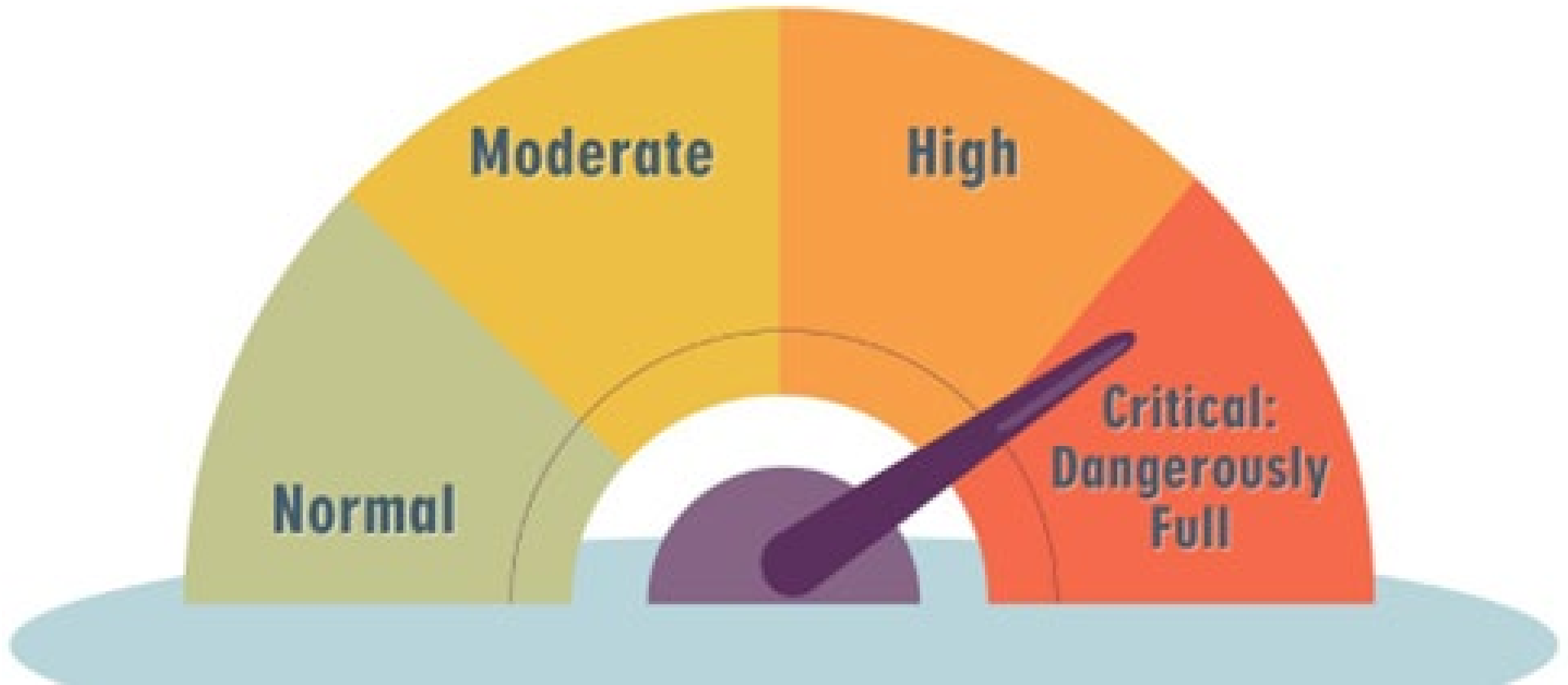


Length of Stay for Unclaimed Animals - 5 Year

Pets Transferred - Fiscal Year



How Full is the Shelter?



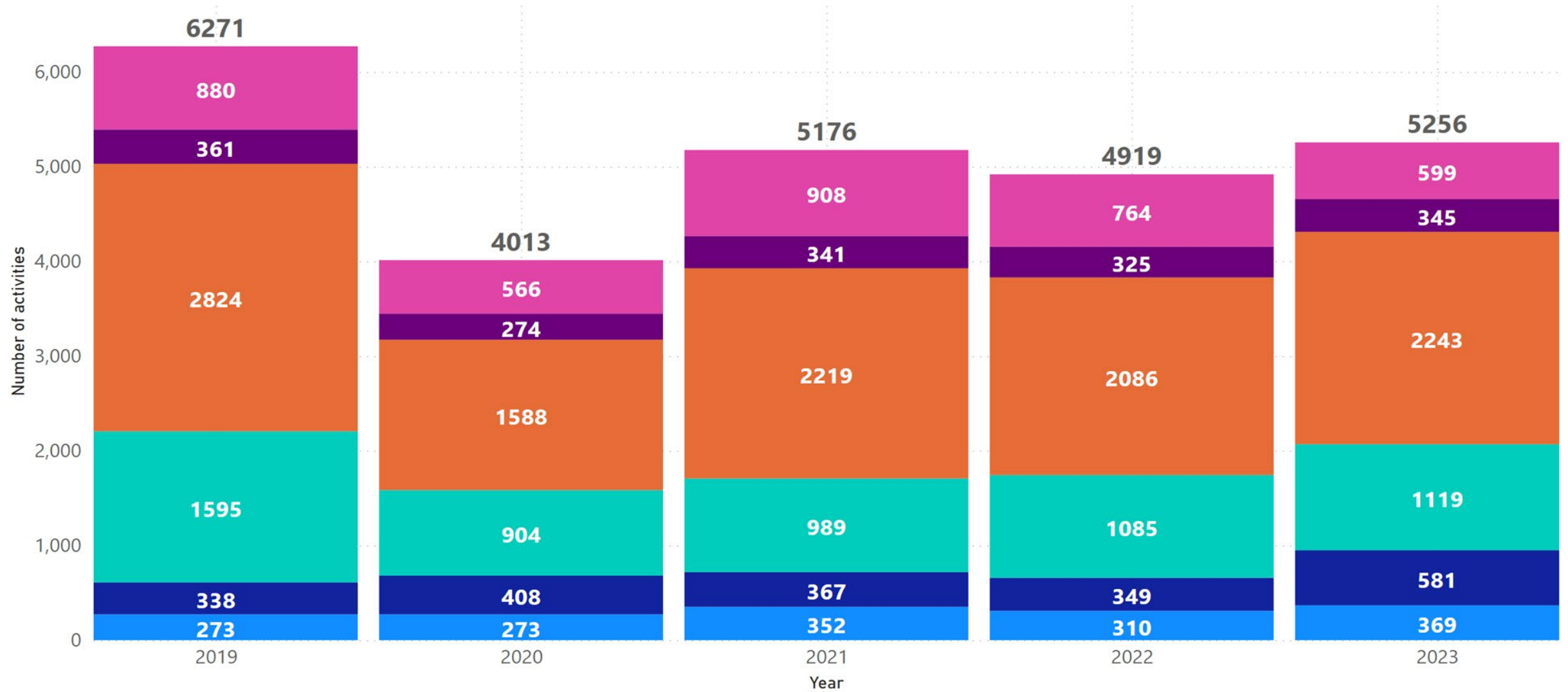
Field Services



All Activity Call Types for Quarter 4

Count of Call Type - Fiscal Year

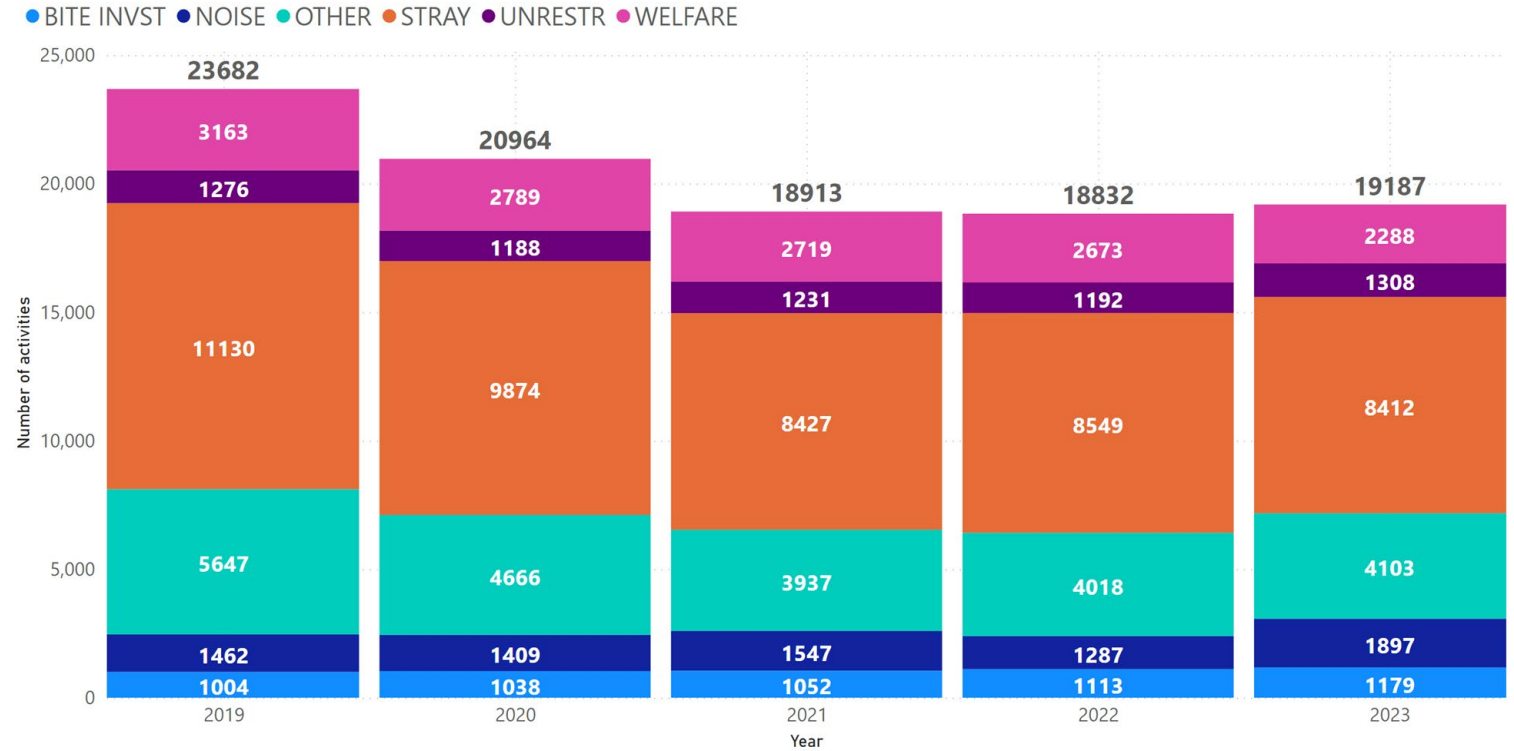
● BITE INVST ● NOISE ● OTHER ● STRAY ● UNRESTR ● WELFARE



All Service Calls Year over Year

All Activity Call Types - 5 Year

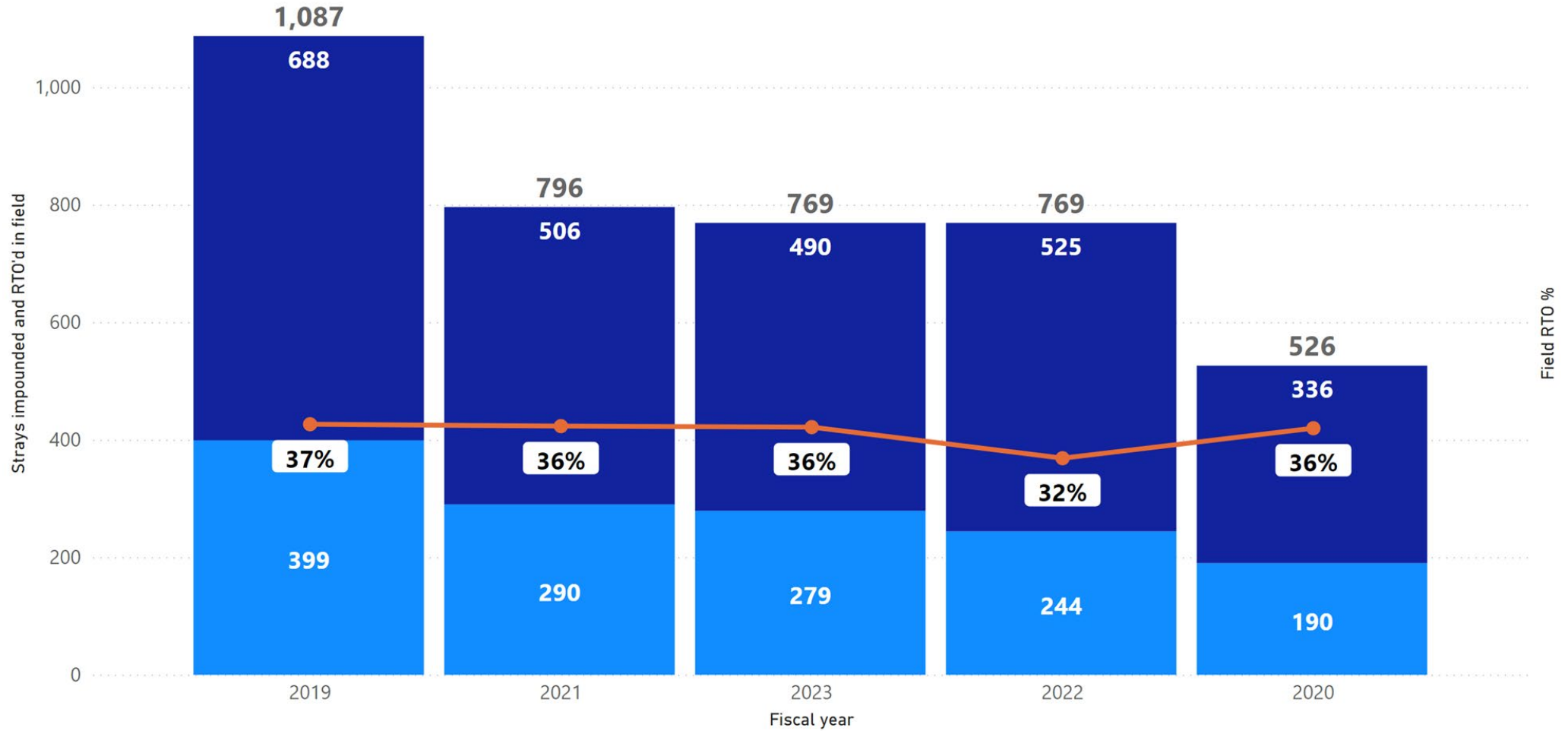
Count of Call Type - Fiscal Year



All Animals RTO'd in Field in Quarter 4

Field RTO Outcomes - Fiscal year

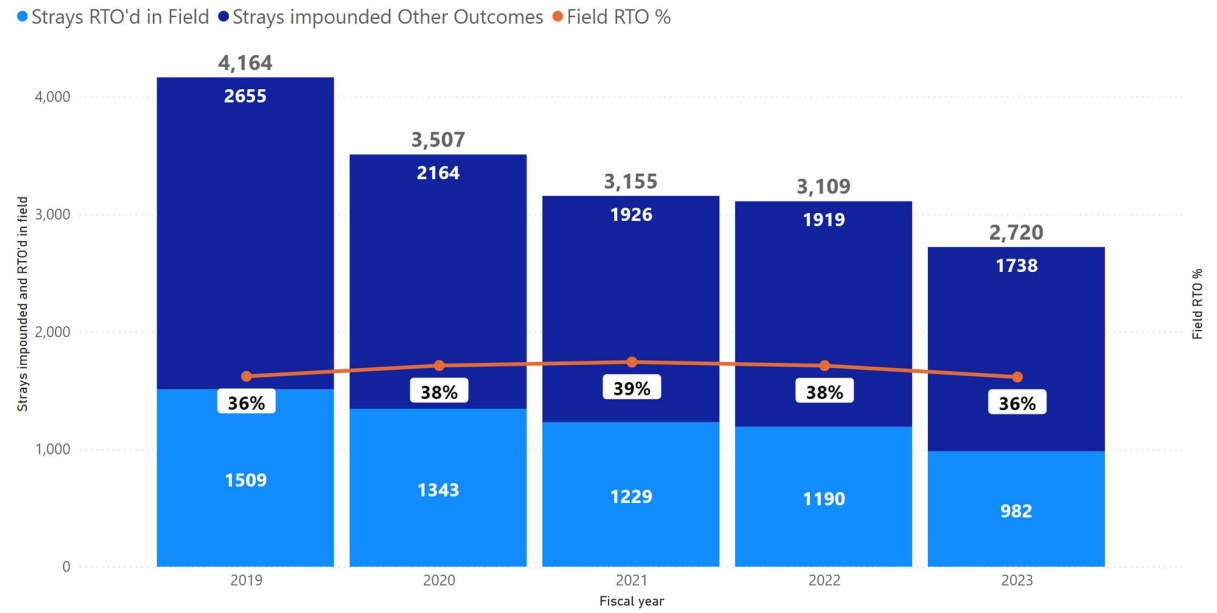
● Strays RTO'd in Field ● Strays impounded Other Outcomes ● Field RTO %



All Animals Returned in Field

All Animals RTO'd in Field - 5 Year

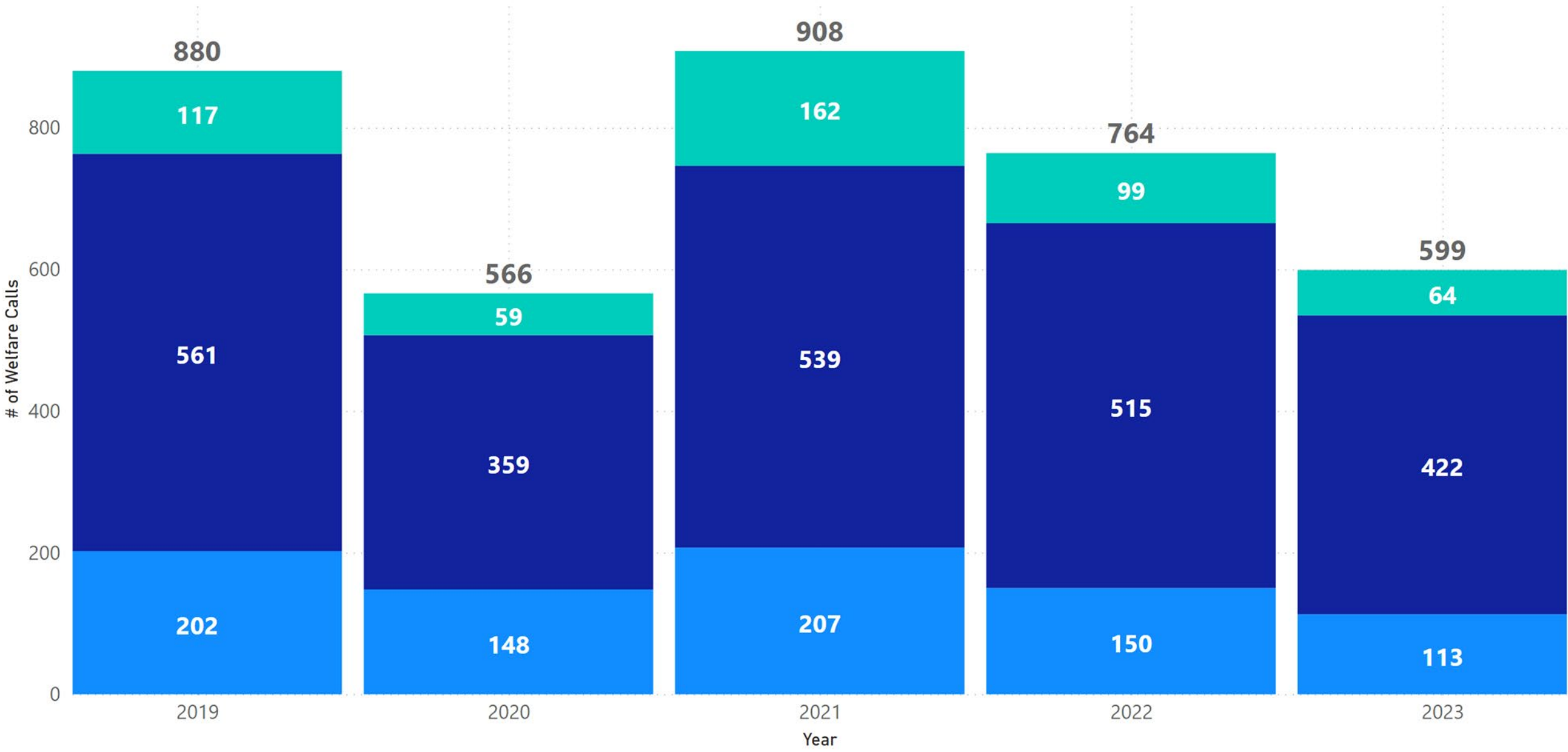
Field RTO Outcomes - Fiscal year



All Welfare Activity Results for Quarter 4

Result Count - Fiscal Year

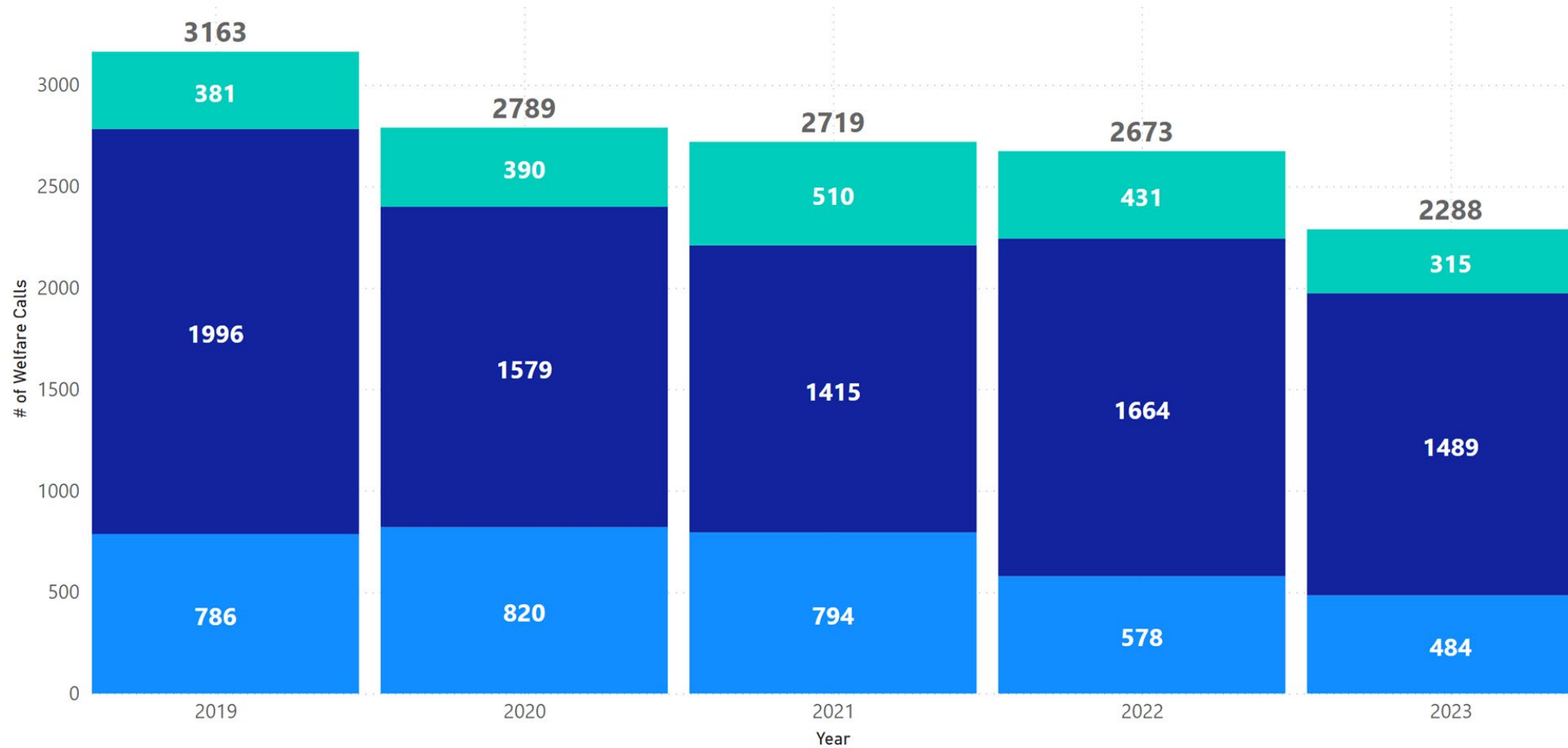
● Unfounded ● Other outcomes ● Cite/NCP



All Welfare Activity Results - 5 Year

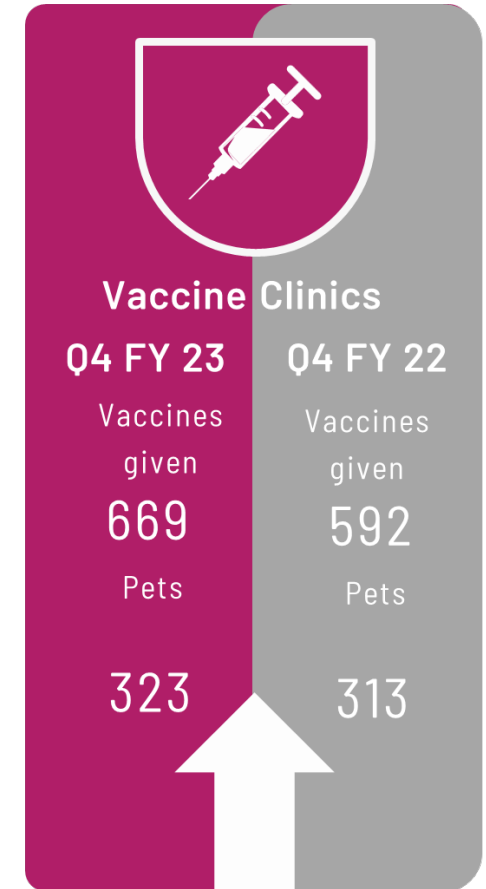
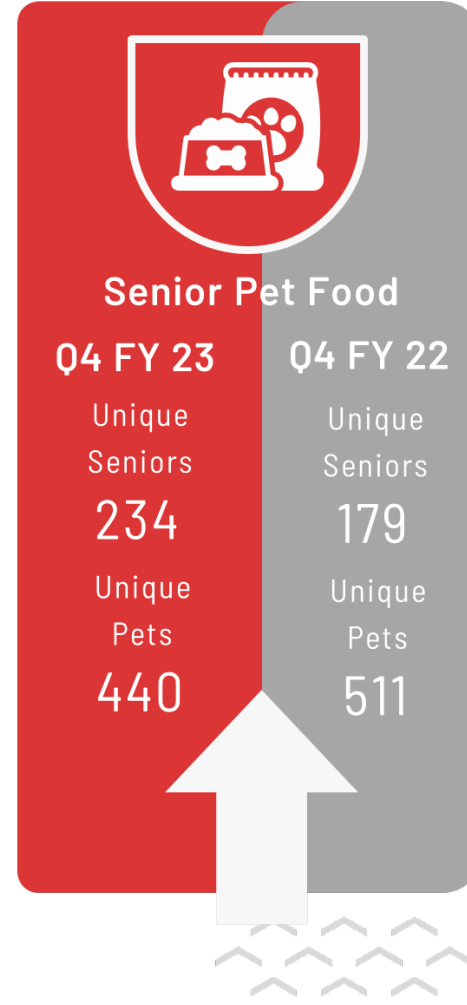
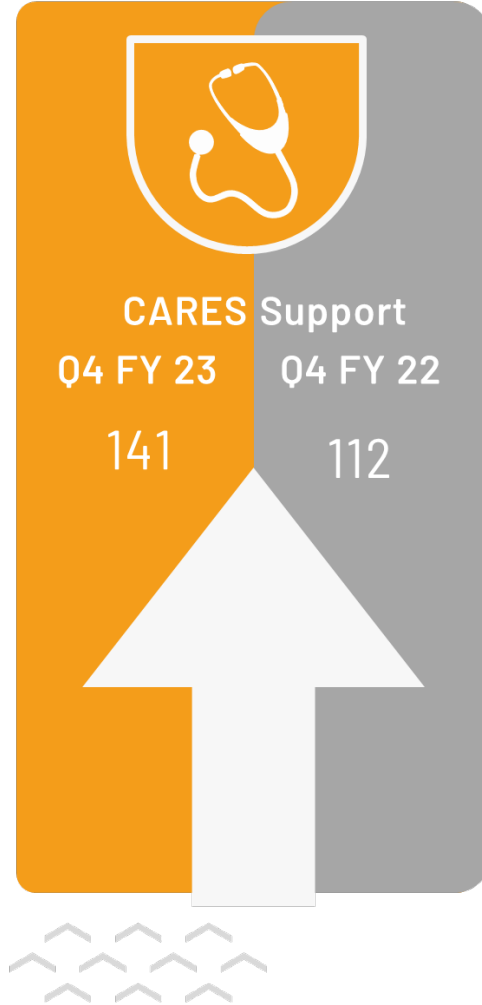
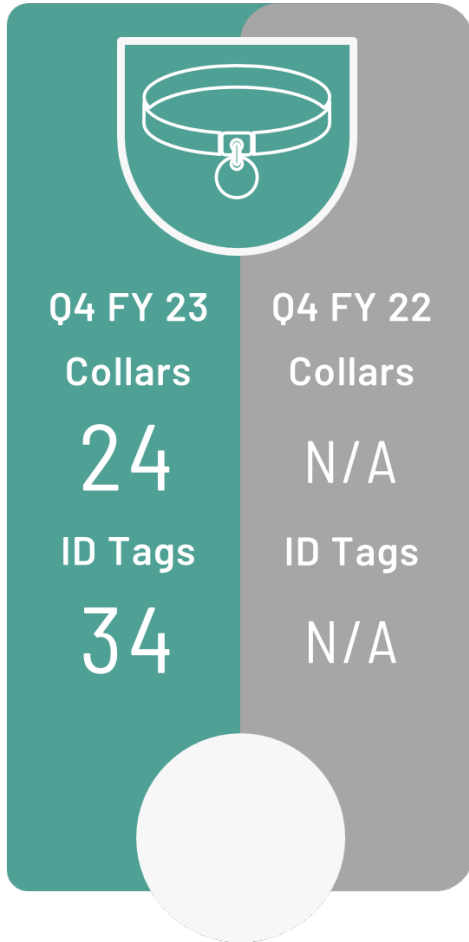
Result Count - Fiscal Year

● Unfounded ● Other outcomes ● Cite/NCP



OUTREACH Q4

Q4 2023 VS Q4 2022



NEXT QUARTER

3

Pet food
Distributions

3

Vaccine
clinics

2

Responsible
pet
Ownership
presentations

1

Art
Paws

Future Topics



Off Leash Calls with
Outcomes- An Overview



Code Amendment Updates